



Monthly Report *June 2018*

Monetary and Financial Statistics

This report presents key monetary and financial statistics with the data up to May 2018. The statistics correspond to information reported by all the banks in the country. Definitions and a greater disaggregation of the series contained in this report are available at the **Statistical Database of the Central Bank of Chile**.

Contact: dineroybanca@bcentral.cl

Interest rates by type of debtor (1):

(rates on an annual basis 360 day)		
consumer (\$):	21.0%	↘
commercial (\$):	6.1%	↘
foreign trade (US\$):	3.2%	↔
mortgage (UF):	3.4%	↔

Interest rates by type of debtor and maturity

In May, the interest rates on consumer and commercial loans decreased in comparison with the previous month: 21.0 and 6.1% (April: 21.2 and 6.3%), respectively. As for foreign trade and mortgage loans, the interest rate presented similar values than the month before: 3.2 and 3.4% (Figure 1).

By components, the decreased in consumer loans interest rate is explain by a lower incidence of all of its componentes. Meanwhile, the interest rate of commercial loans diminish due to a lower rate of overdraft credits. As for foreign trade loans, the interest rate presented similar values than the month before due to compensating movements between its components. [View data and annex](#)

By maturities, the interest rate on loans in Chilean pesos presented similar values than the month before for maturities between 30 and 89 days and decreased for all other maturities. As for deposit in Chilean pesos, the interest rates presented similar values than the month before for maturities between one and three years and decreased in all other maturities.

The spread of nominal rates increased for maturities between 30 and 89 days, decreased for maturities between 90 days and three years and presented similar values than the month before for maturities of more than three years. [View data and annex](#)

Nominal loans by type of debtor

In May, the total credit stock grew annually by 6.8% (April: 4.9%). By type of debtor, the growth rate of commercial, consumer and foreign trade loans increased to: 7.0, 6.5 and -4.7% (April: 4.4, 6.0 and -12.2%), respectively. As for mortgage loans, it growth rate decreased to: 9.2% (April: 9.5%). (Figure 2) [View data and annex](#)

Nominal monetary aggregates

In May, the annual growth rate of M1 increased to 10.9% (April: 10.0%), explained by a higher impact of current accounts and other checkable deposits. As for M2, the annual growth rate was 9.7% (April: 9.6%), due to the increased of M1. Finally, the annual variation of M3 increased to 5.5% (April: 4.9%), explained by the higher impact of foreign currency deposits. (Figure 3). [View data and annex](#)

Nominal loans by type of debtor (2):

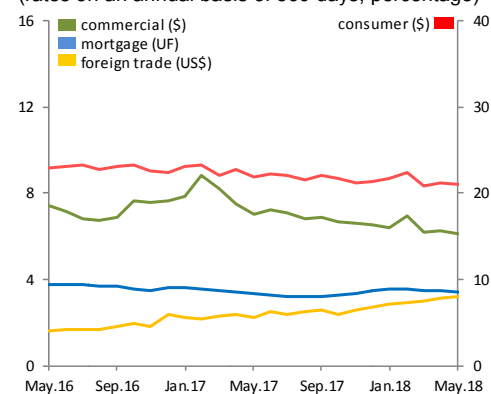
(annual variation)		
consumer:	6.5%	↗
commercial:	7.0%	↗
foreign trade:	-4.7%	↘
mortgage:	9.2%	↘
total:	6.8%	↗

Monetary aggregates (3):

(annual variation)		
M1:	10.9%	↗
M2:	9.7%	↗
M3:	5.5%	↗

Note: Icons show the comparison with the annual variation of the previous month.

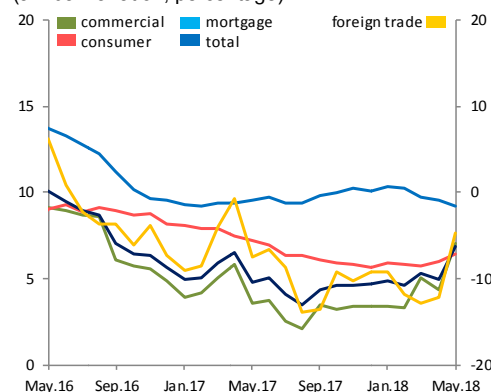
Figure 1: Interest rates by type of debtor (1)
(rates on an annual basis of 360 days, percentage)



Source: Central Bank of Chile.

[View extended series](#)

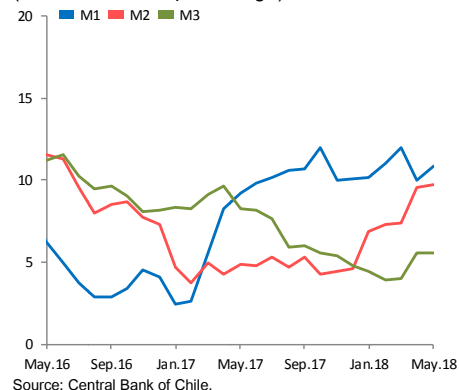
Figure 2: Nominal loans by type of debtor (2)
(annual variation, percentage)



Source: Central Bank of Chile based on individual balance sheets reported by the Superintendency of Banks and Financial Institutions (SBIF).

[View extended series](#)

Figure 3: Nominal monetary aggregates (3)
(annual variation, percentage)



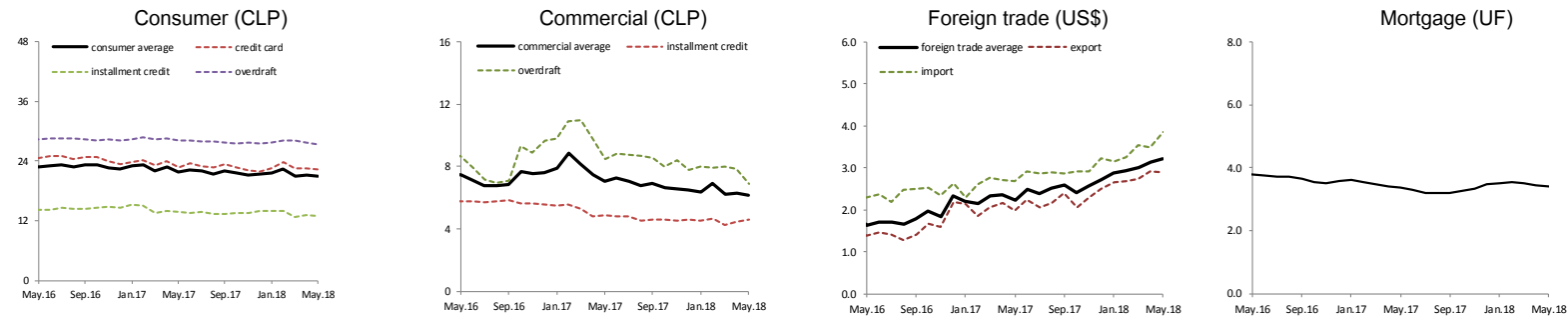
Source: Central Bank of Chile.

[View extended series](#)

Annex

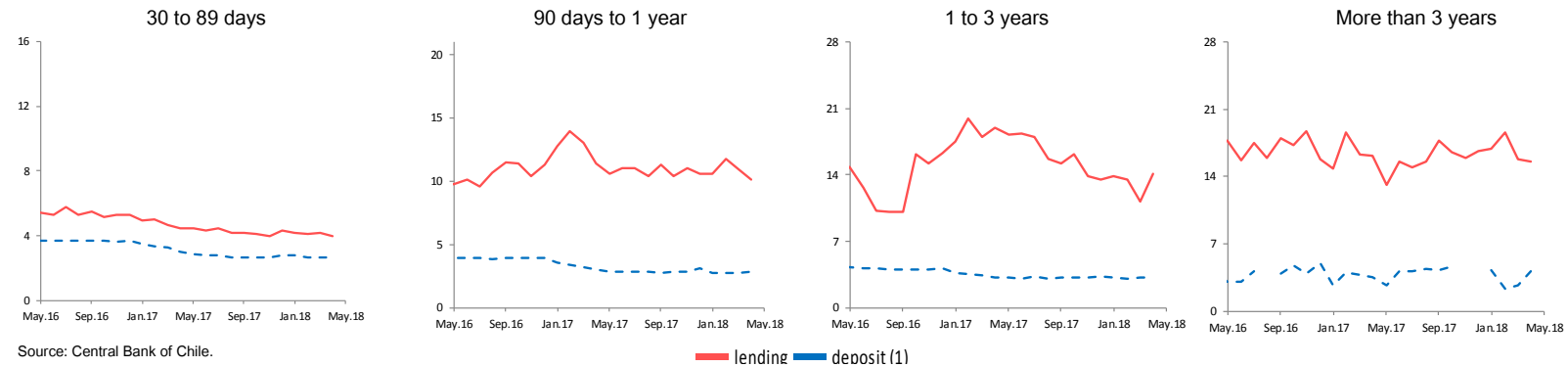
1.- Interest rates (1) (rates on an annual basis 360 days, percentage)

By type of debtor



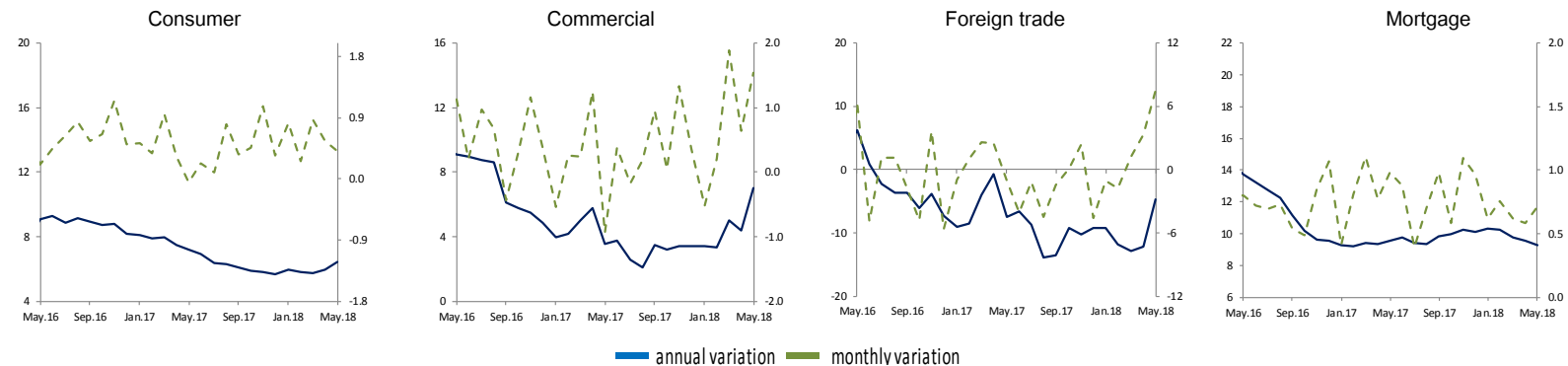
Source: Central Bank of Chile.

By maturity, nominal



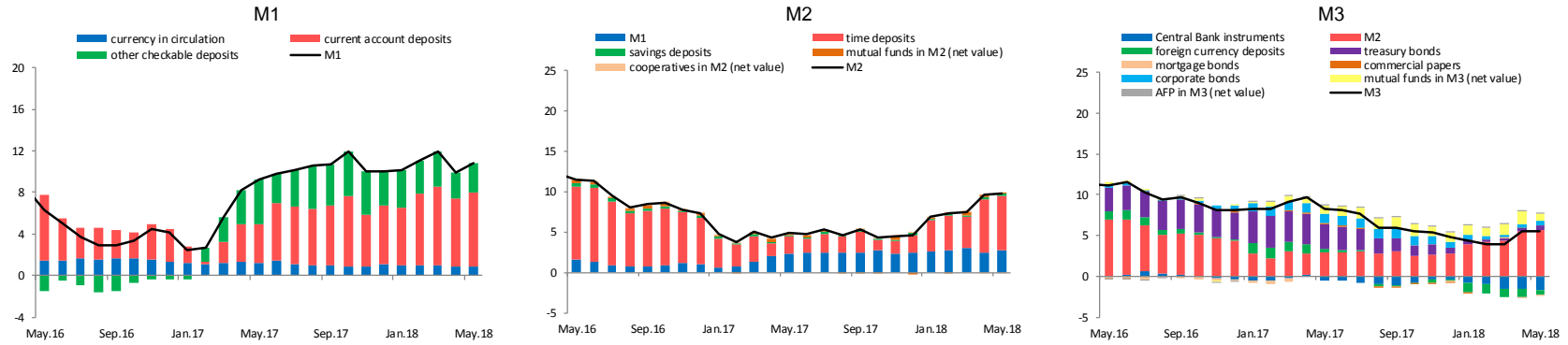
Source: Central Bank of Chile.

2.- Nominal loans by type of debtor (2) (annual and monthly variation, percentage)



Source: Central Bank of Chile based on individual balance sheets reported by the Superintendency of Banks and Financial Institutions (SBIF).

3.- Nominal monetary aggregates and its components (3) (contribution to annual variation, percentage)



Source: Central Bank of Chile.

Notes:

1) Interest rates

Weighted average effective interest rates of the operations carried out by commercial banks during a month in the Metropolitan Region.

The interest rates (\$) are expressed on a 360 days basis using the conversion of simple interest. Details regarding shares by maturity and currency of the different types of interest rates are available in: "[Series de indicadores \(Excel\), hoja resumen](#)". The definition of each product and details regarding their share are available in the following document: "[Estadísticas de Tasas de Interés del Sistema Bancario](#)", (E. Arraño, P. Filippi, C. Vásquez, "Serie de Estudios Económicos Estadísticos, N° 113, Banco Central de Chile, julio 2015"). Discontinuous graphs imply that no operations were performed the corresponding month.

2) Loans

Balance sheets in Chilean Pesos at the end of the last working day of each month. The corresponding information is obtained from the individual balance sheets of each commercial bank. That is, it does not take into consideration the operations of subsidiaries and branches abroad. Preliminary data reported for the last two periods. For more information, see: "[Estadísticas de Colocaciones](#)" (E. Arraño and B. Velásquez, "Serie de Estudios Económicos Estadísticos, N° 92, Banco Central de Chile, julio 2012").

3) Monetary aggregates

Monthly averages calculated on the basis of information provided by commercial banks, the Superintendency of Banks and Financial Institutions (SBIF), Superintendency of Pensions (SP), Superintendency of Securities and Insurance (SVS) and the General Treasury of the Republic of Chile. Preliminary data reported for the last three periods. For more information, see: "[Agregados Monetarios: Nuevas Definiciones](#)", (E. Arraño, "Serie de Estudios Económicos Estadísticos, N°53, Banco Central de Chile, mayo 2006").

As a result of the incorporation of new sources of information, the M2 and M3 series published in October 2017 have been revised since January 2005 to date due to the update of the "Time Deposit (Dp)". In addition, the series of "Deposits in Current Account (D1)" and "Deposits and Savings on Demand (Dv + Ahv)" were reviewed.

This document has been prepared by the Statistics Division of the Central Bank of Chile.