



# Monthly Report *August 2018*

## Monetary and Financial Statistics

This report presents key monetary and financial statistics with the data up to July 2018. The statistics correspond to information reported by all the banks in the country. Definitions and a greater disaggregation of the series contained in this report are available at the **Statistical Database of the Central Bank of Chile**.

Contact: [dineroybanca@bcentral.cl](mailto:dineroybanca@bcentral.cl)

### Interest rates by type of debtor (1):

(rates on an annual basis 360 day)		
consumer (\$):	21.0%	↘
commercial (\$):	6.2%	↗
foreign trade (US\$):	3.6%	↗
mortgage (UF):	3.3%	↔

### Interest rates by type of debtor and maturity

In July, the interest rates on commercial and foreign trade loans increased in comparison with the previous month: 6.2 and 3.6% (June: 6.1 and 3.4%), respectively. Meanwhile, the interest rate of consumer loans decreased to 21.0% (June 21.3%). As for mortgage loans, the interest rate presented similar values than the month before: 3.3% (Figure 1).

By components, the decreased in consumer loans interest rate is explain by a lower incidence of credit cards. Meanwhile, the interest rate of commercial loans increased due to a higher rate of overdraft credits. As for foreign trade loans, the interest rate presented higher values than the month before explain by the increased on the rate of exports and imports loans. [View data and annex](#)

By maturities, the interest rate on loans in Chilean pesos decreased for maturities lower than one year and increased in all other maturities. As for deposits in Chilean pesos, the interest rates increased for maturities between 30 and 89 days, decreased for maturities higher than three years and presented similar values than the month before in all other maturities.

The spread of nominal rates increased for maturities lower than one year and increased in all other maturities. [View data and annex](#)

### Nominal loans by type of debtor

In July, the annual growth rate of the total credit stock presented higher values than the month before: 8.1% (June: 7.8%). By type of debtor, the growth rate of commercial, consumer and mortgage loans increased to: 7.1; 8.0 and 9.4% (June: 6.7; 7.7 and 9.2%), respectively. As for foreign trade loans, it growth rate was 4.4% (June: 4.6%). (Figure 2)[View data and annex](#)

### Nominal monetary aggregates

In July, the annual growth rate of M1 increased to 11.9% (June: 10.9%), explained by a higher impact of current accounts deposits. As for M2, the annual growth rate was 10.0% (June: 10.6%), due to the decreased of the time deposits in national currency. Finally, the annual variation of M3 was 6.4% (June: 6.3). [View data and annex](#)

### Nominal loans by type of debtor (2):

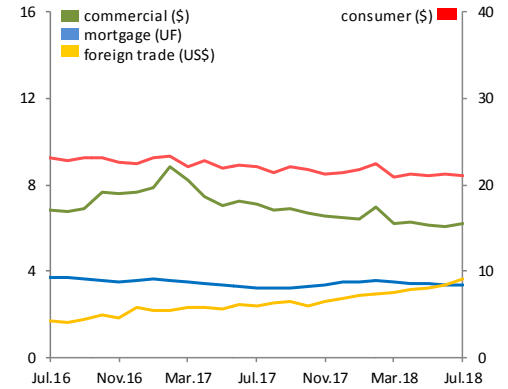
(annual variation)		
consumer:	7.1%	↗
commercial:	8.0%	↗
foreign trade:	4.4%	↘
mortgage:	9.4%	↗
total:	8.1%	↗

### Monetary aggregates (3):

(annual variation)		
M1:	11.9%	↑
M2:	10.0%	↘
M3:	6.4%	↔

**Note:** Icons show the comparison with the annual variation of the previous month.

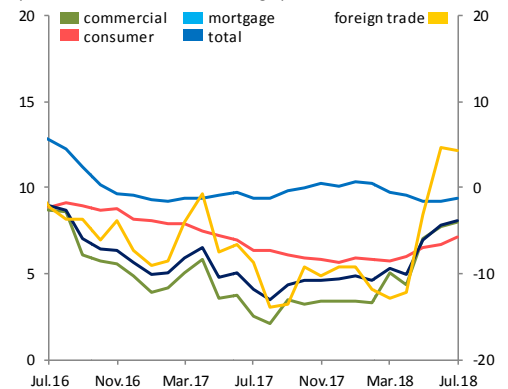
**Figure 1: Interest rates by type of debtor (1)**  
(rates on an annual basis of 360 days, percentage)



Source: Central Bank of Chile.

[View extended series](#)

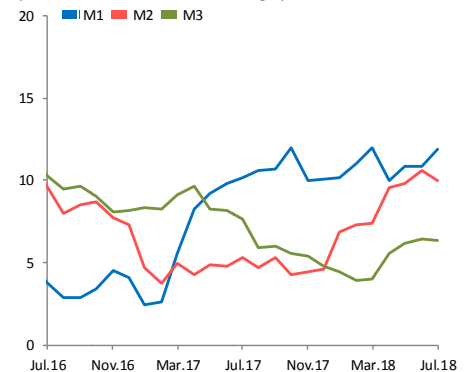
**Figure 2: Nominal loans by type of debtor (2)**  
(annual variation, percentage)



Source: Central Bank of Chile based on individual balance sheets reported by the Superintendency of Banks and Financial Institutions (SBIF).

[View extended series](#)

**Figure 3: Nominal monetary aggregates (3)**  
(annual variation, percentage)



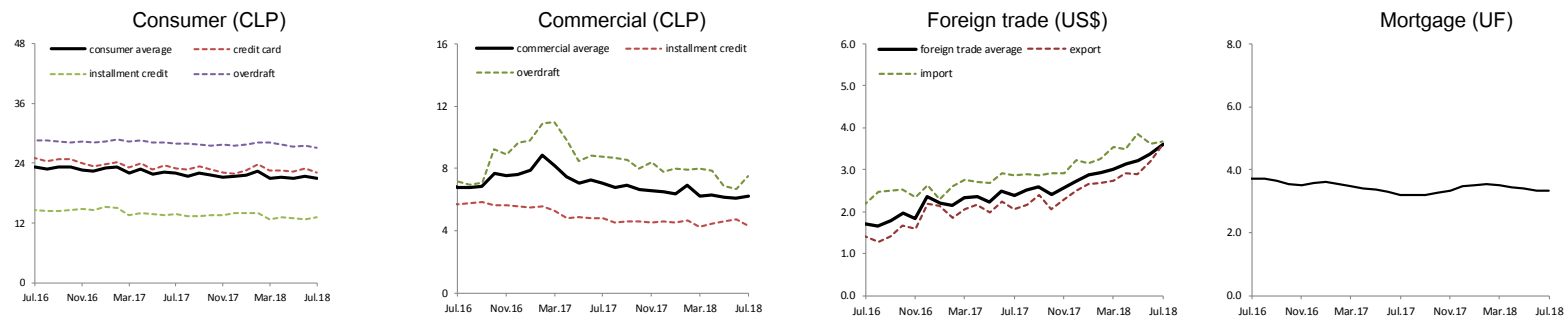
Source: Central Bank of Chile.

[View extended series](#)

### Annex

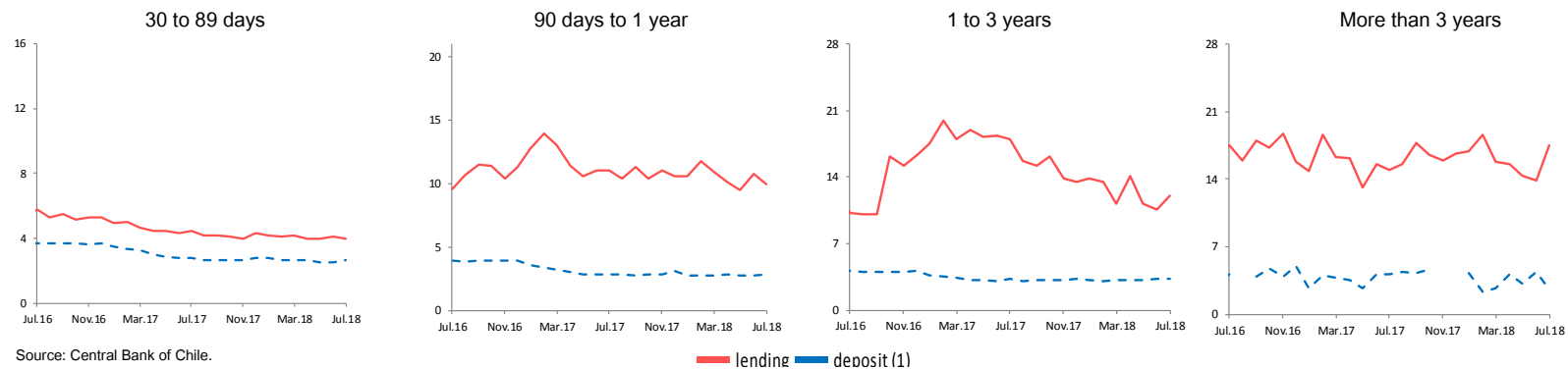
#### 1.- Interest rates (1) (rates on an annual basis 360 days, percentage)

##### By type of debtor



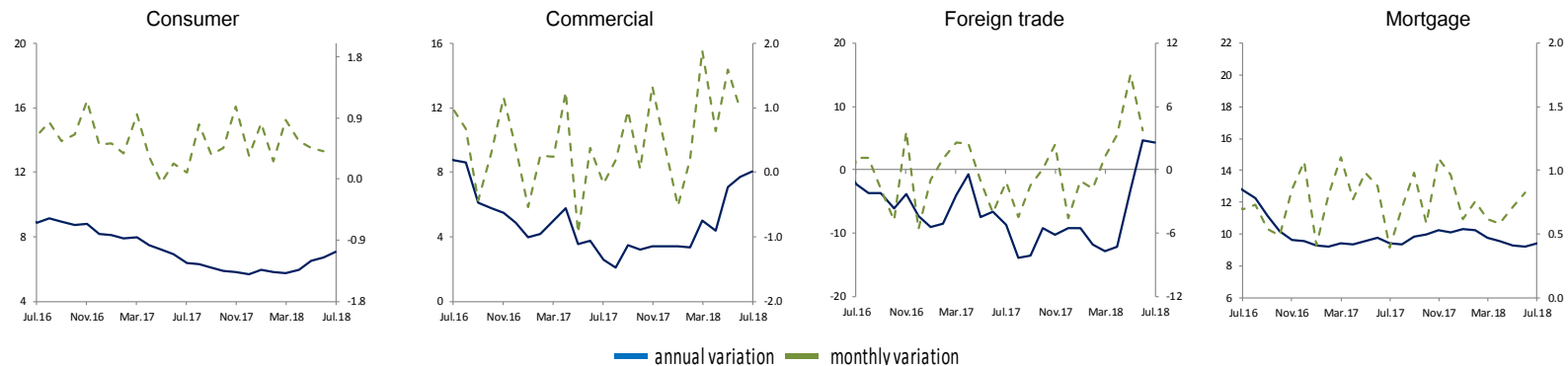
Source: Central Bank of Chile.

##### By maturity, nominal



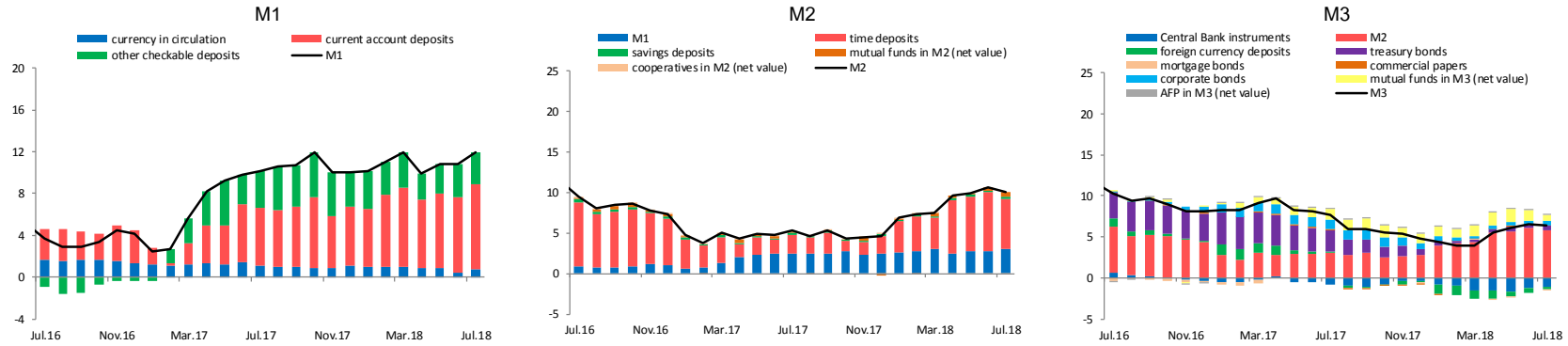
Source: Central Bank of Chile.

#### 2.- Nominal loans by type of debtor (2) (annual and monthly variation, percentage)



Source: Central Bank of Chile based on individual balance sheets reported by the Superintendency of Banks and Financial Institutions (SBIF).

3.- Nominal monetary aggregates and its components (3) (contribution to annual variation, percentage)



Source: Central Bank of Chile.

Notes:

1) Interest rates

Weighted average effective interest rates of the operations carried out by commercial banks during a month in the Metropolitan Region.

The interest rates (\$) are expressed on a 360 days basis using the conversion of simple interest. Details regarding shares by maturity and currency of the different types of interest rates are available in: "[Series de indicadores \(Excel\), hoja resumen](#)". The definition of each product and details regarding their share are available in the following document: "[Estadísticas de Tasas de Interés del Sistema Bancario](#)", (E. Arraño, P. Filippi, C. Vásquez, "Serie de Estudios Económicos Estadísticos, N° 113, Banco Central de Chile, julio 2015"). Discontinuous graphs imply that no operations were performed the corresponding month.

2) Loans

Balance sheets in Chilean Pesos at the end of the last working day of each month. The corresponding information is obtained from the individual balance sheets of each commercial bank. That is, it does not take into consideration the operations of subsidiaries and branches abroad. Preliminary data reported for the last two periods. For more information, see: "[Estadísticas de Colocaciones](#)" (E. Arraño and B. Velásquez, "Serie de Estudios Económicos Estadísticos, N° 92, Banco Central de Chile, julio 2012").

3) Monetary aggregates

Monthly averages calculated on the basis of information provided by commercial banks, the Superintendency of Banks and Financial Institutions (SBIF), Superintendency of Pensions (SP), Superintendency of Securities and Insurance (SVS) and the General Treasury of the Republic of Chile. Preliminary data reported for the last three periods. For more information, see: "[Agregados Monetarios: Nuevas Definiciones](#)", (E. Arraño, "Serie de Estudios Económicos Estadísticos, N°53, Banco Central de Chile, mayo 2006").

As a result of the incorporation of new sources of information, the M2 and M3 series published in October 2017 have been revised since January 2005 to date due to the update of the "Time Deposit (Dp)". In addition, the series of "Deposits in Current Account (D1)" and "Deposits and Savings on Demand (Dv + Ahv)" were reviewed.

This document has been prepared by the Statistics Division of the Central Bank of Chile.